

Agritourism in Colorado

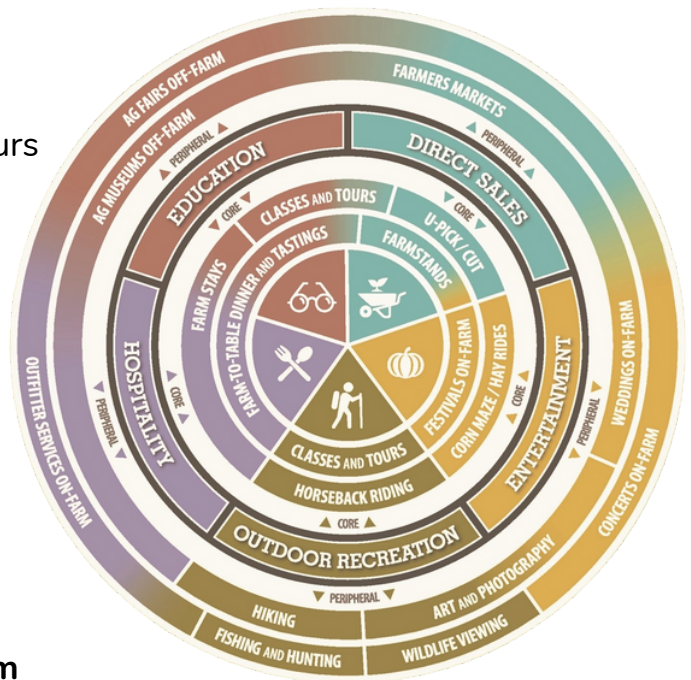
Colorado has 38,893 Farms

Agritourism activities fit within five main categories:

- **Direct sales:** consumers buy directly from farmers
- **Education:** learning experiences, such as school tours
- **Hospitality:** includes farm stays, on-farm dinners
- **Outdoor recreation:** outdoor farm experiences
- **Entertainment:** on-farm activities such as festivals

According to the 2017 Agricultural Census, Colorado has **3,900 Farms offering Direct Sales or Agritourism**

- **2,844 Farms with only Direct Sales**
- **913 Farms with only Agritourism**
- **143 Farms with both Direct Sales and Agritourism**



Each of these three subsets of farms is detailed on its own page in the remainder of this information sheet.

Data source: 2017 Census of Agriculture data. Special data request. Contact: Claudia Schmidt, Penn State, cschmidt@psu.edu. In the questionnaire for farms and ranches, two questions were included that pertain to agritourism (USDA NASS Census of Agriculture 2017):

(1) "Report the gross dollar amount received before taxes and expenses in 2017 for income from agritourism and recreational services, such as farm tours, hayrides, hunting, fishing, etc."

(2) "How much was received in 2017 for the food produced and sold directly to consumers: farmers markets, on-farm stores or farm stands, roadside stands or stores, u-pick, CSA (Community Supported Agriculture), online marketplaces, and so on? Include edible agricultural products for human consumption. Exclude nonedible products such as hay, cut flowers, Christmas trees, nursery products, and so on; commodities produced under production contracts; products purchased and resold."

Please note that NASS gets information on up to 4 "producers" per farm, so the summed number of producers exceeds the number of farms. The three categories are mutually exclusive as presented here. In the publicly available census data the number of farms receiving income from agritourism totals 1,056, the category of farms receiving income from direct sales totals 2,987.

Graphic: Chase, L. C., Stewart, M., Schilling, B., Smith, B., & Walk, M. (2018). Agritourism: Toward a conceptual framework for industry analysis. *Journal of Agriculture, Food Systems, and Community Development*, 8(1), 13-19.

<https://doi.org/10.5304/jafscd.2018.081.016>.



PennState



Colorado

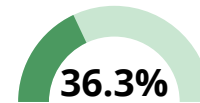
2,844 Farms with only Direct Sales



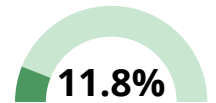
Most operators are full owners



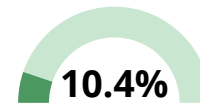
Farms with direct sales sell a variety of products (top four)



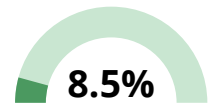
Beef cattle



Diversified livestock

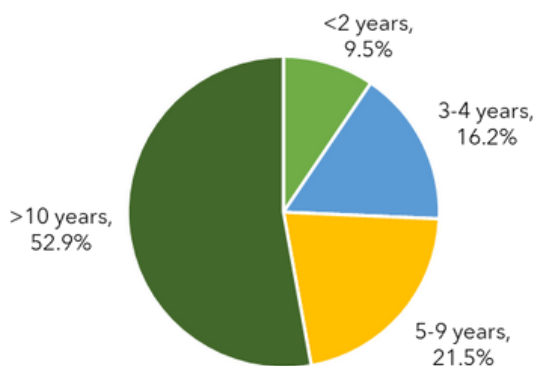


Sheep and goat

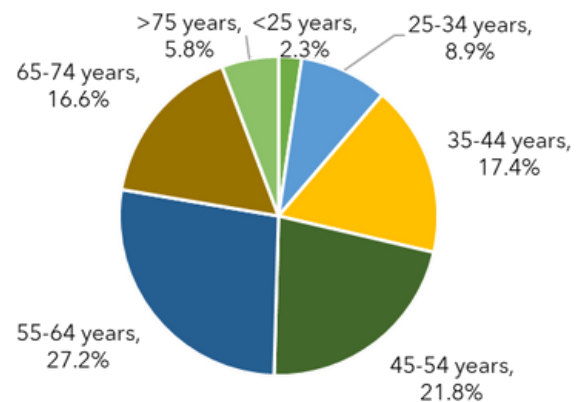


Diversified crops

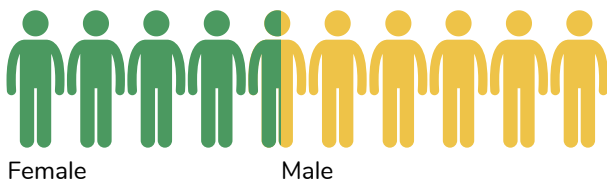
Most farms are more than 10 years old



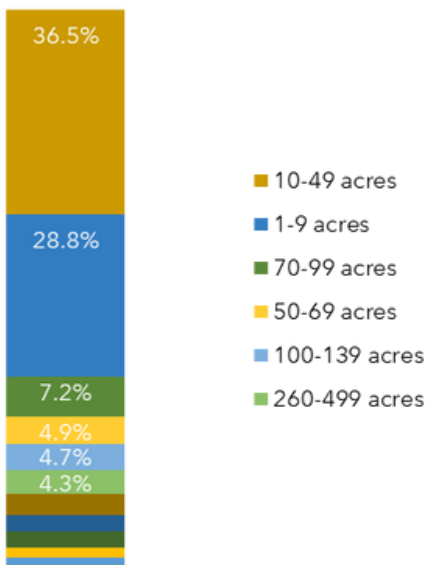
The largest proportion of farmers are 55-64 years old



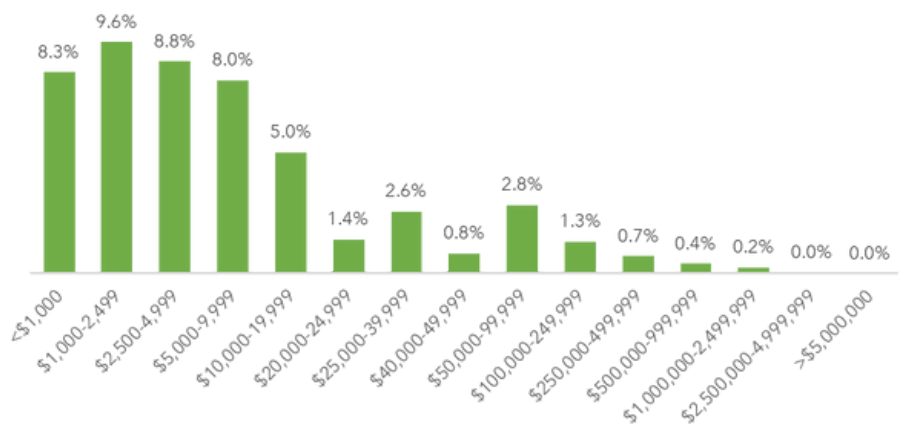
45.9% of operators are female



65.3% of farms are less than 50 acres in size



34.7% of farms make less than \$10,000 annually from direct sales



Colorado

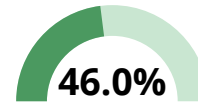
913 Farms with only Agritourism



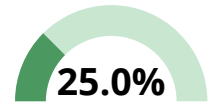
Most operators are full owners



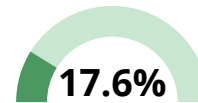
Farms with direct sales sell a variety of products (top four)



Beef cattle



Diversified livestock

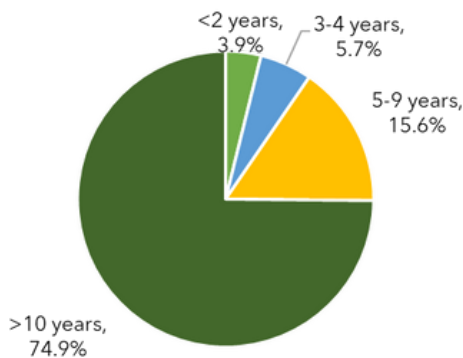


Diversified crops

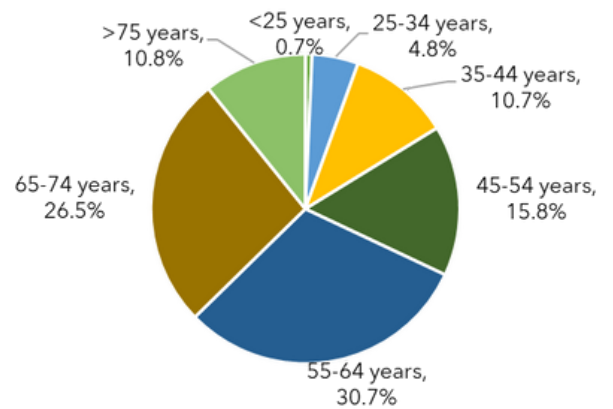


Oilseed and grain

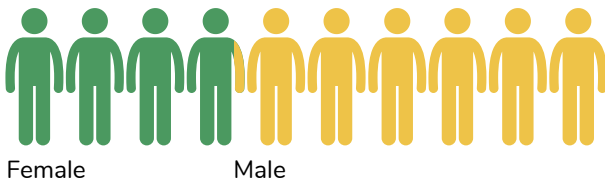
Most farms are more than 10 years old



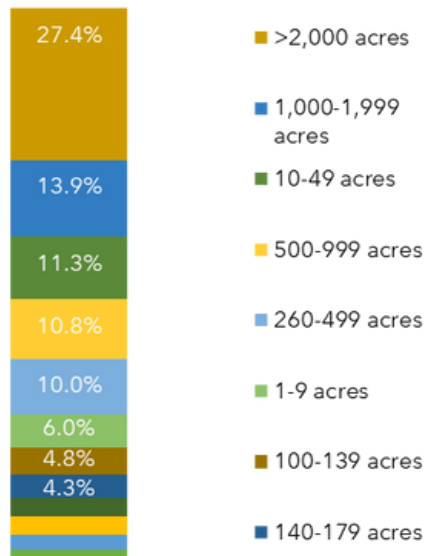
The largest proportion of farmers are 55-64 years old



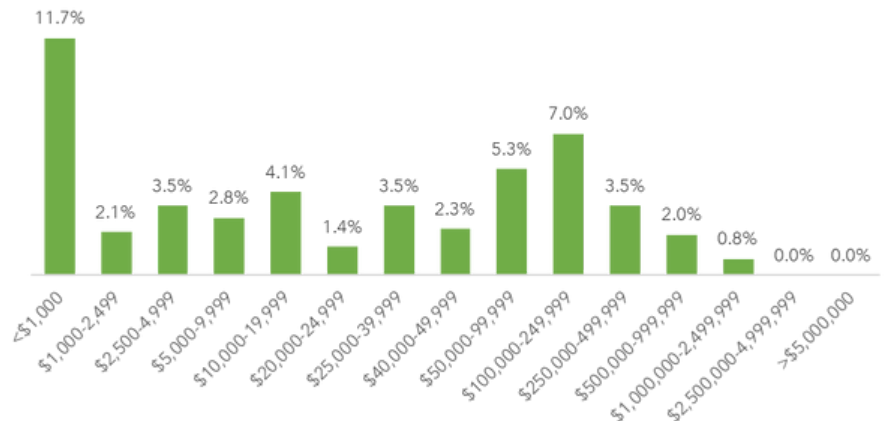
38.0% of operators are female



17.3% of farms are less than 50 acres in size



20.2% of farms make less than \$10,000 annually from only agritourism

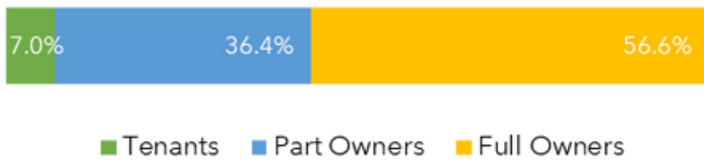


Colorado

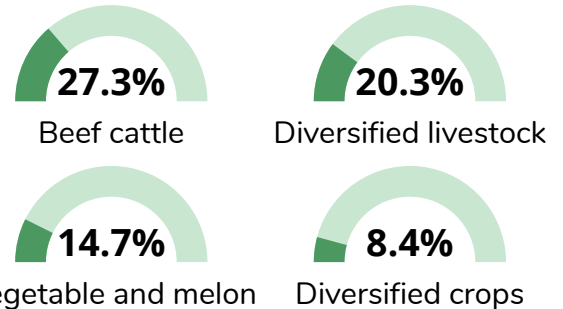
143 Farms with both Direct Sales and Agritourism



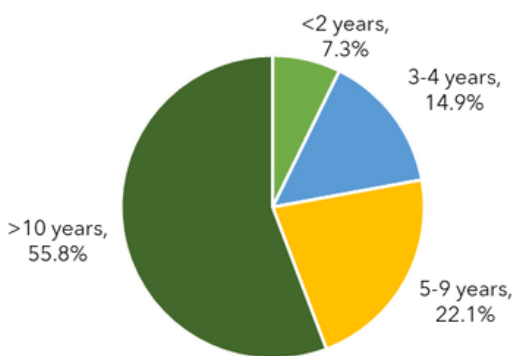
Most operators are full owners



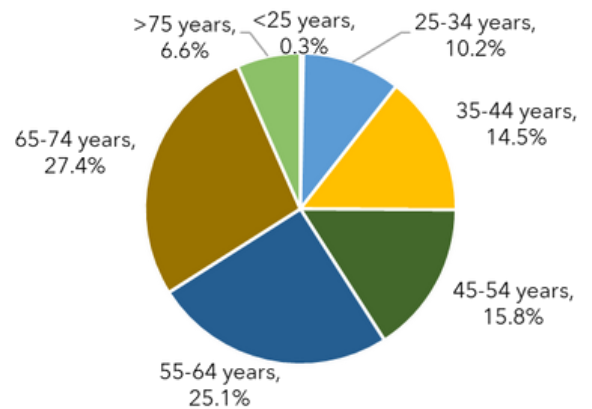
Farms with direct sales sell a variety of products (top four)



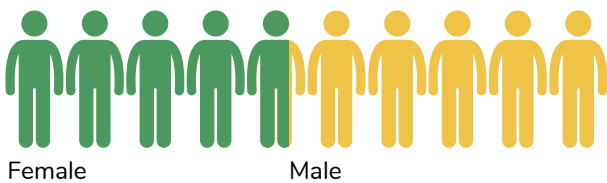
Most farms are more than 10 years old



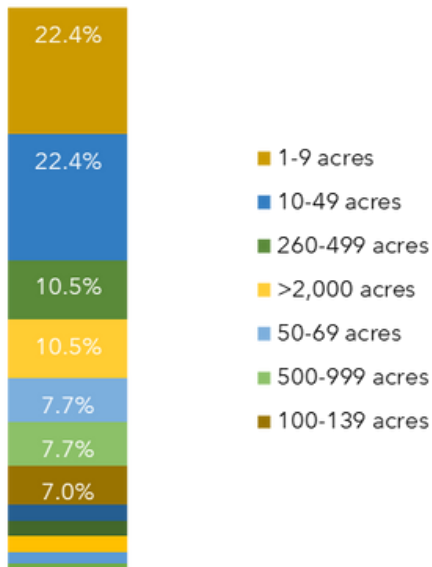
The largest proportion of farmers are 65-74 years old



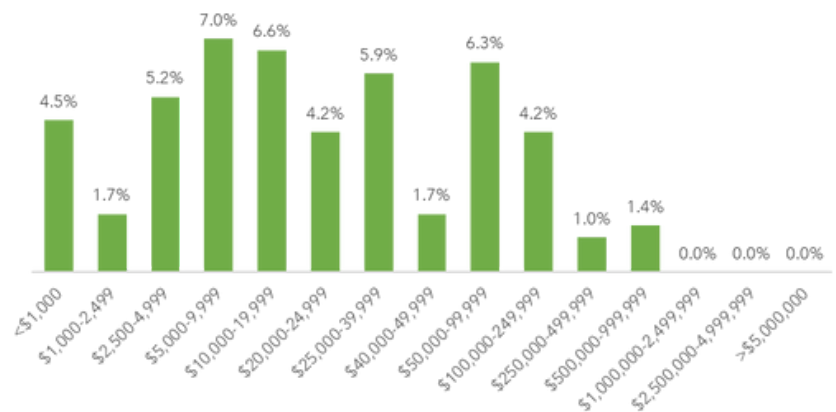
47.9% of operators are female



44.8% of farms are less than 50 acres in size



18.5% of farms make less than \$10,000 annually from both agritourism and direct sales



Agritourism in Colorado

This work was supported in part by the United States Department of Agriculture, National Institute of Food and Agriculture (NIFA) under project # 2020-68006-31683. Partial funding is provided by the Agricultural Marketing Resource Center (AgMRC), located at Iowa State University, www.agmrc.org. AgMRC is a national website dedicated to providing information to producers and service providers on value-added agriculture businesses. This material is based upon work supported by the National Science Foundation under Grant No. 2122374. This work is also supported in part by the Pennsylvania State University and NIFA Multistate/Regional Research and Extension Appropriations under Project #NE2249.



PennState



The
UNIVERSITY
of **VERMONT**



OKLAHOMA STATE
UNIVERSITY