

# Agritourism in Arizona



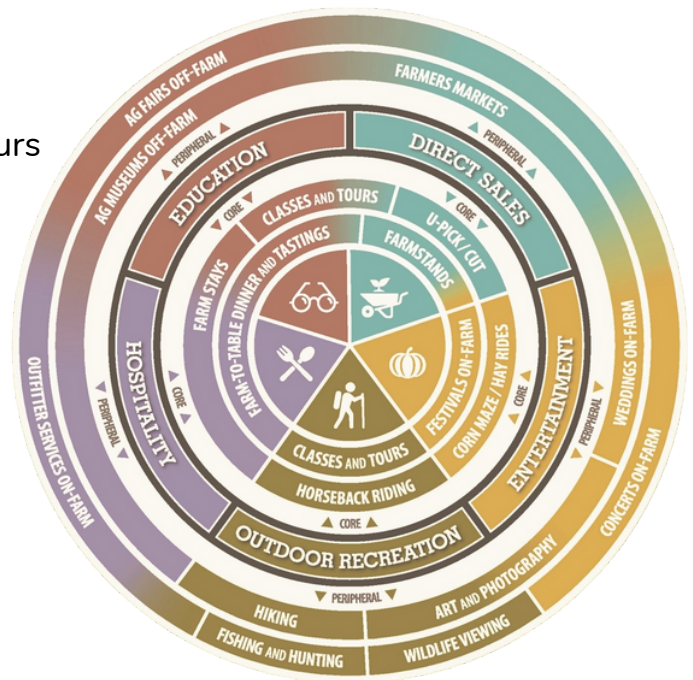
## Arizona has 19,086 Farms

Agritourism activities fit within five main categories:

- **Direct sales:** consumers buy directly from farmers
- **Education:** learning experiences, such as school tours
- **Hospitality:** includes farm stays, on-farm dinners
- **Outdoor recreation:** outdoor farm experiences
- **Entertainment:** on-farm activities such as festivals

According to the 2017 Agricultural Census, Arizona has **998 Farms offering Direct Sales or Agritourism**

- **796 Farms with only Direct Sales**
- **172 Farms with only Agritourism**
- **30 Farms with both Direct Sales and Agritourism**



Each of these three subsets of farms is detailed on its own page in the remainder of this information sheet.

Data source: 2017 Census of Agriculture data. Special data request. Contact: Claudia Schmidt, Penn State, [cschmidt@psu.edu](mailto:cschmidt@psu.edu). In the questionnaire for farms and ranches, two questions were included that pertain to agritourism (USDA NASS Census of Agriculture 2017):

(1) "Report the gross dollar amount received before taxes and expenses in 2017 for income from agritourism and recreational services, such as farm tours, hayrides, hunting, fishing, etc."

(2) "How much was received in 2017 for the food produced and sold directly to consumers: farmers markets, on-farm stores or farm stands, roadside stands or stores, u-pick, CSA (Community Supported Agriculture), online marketplaces, and so on? Include edible agricultural products for human consumption. Exclude nonedible products such as hay, cut flowers, Christmas trees, nursery products, and so on; commodities produced under production contracts; products purchased and resold."

Please note that NASS gets information on up to 4 "producers" per farm, so the summed number of producers exceeds the number of farms. The three categories are mutually exclusive as presented here. In the publicly available census data the number of farms receiving income from agritourism totals 202, the category of farms receiving income from direct sales totals 826.

Graphic: Chase, L. C., Stewart, M., Schilling, B., Smith, B., & Walk, M. (2018). Agritourism: Toward a conceptual framework for industry analysis. *Journal of Agriculture, Food Systems, and Community Development*, 8(1), 13-19.

<https://doi.org/10.5304/jafscd.2018.081.016>.



PennState



# Arizona

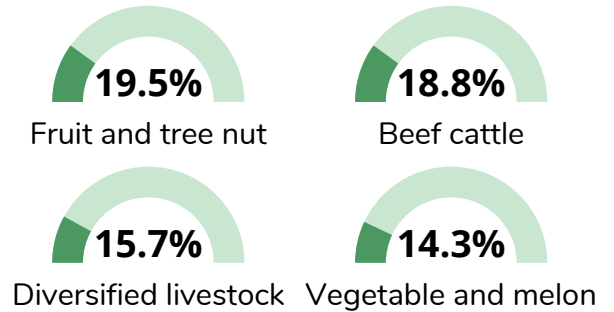
## 796 Farms with only Direct Sales



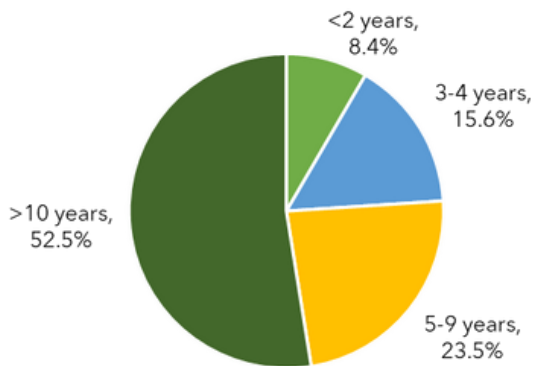
### Most operators are full owners



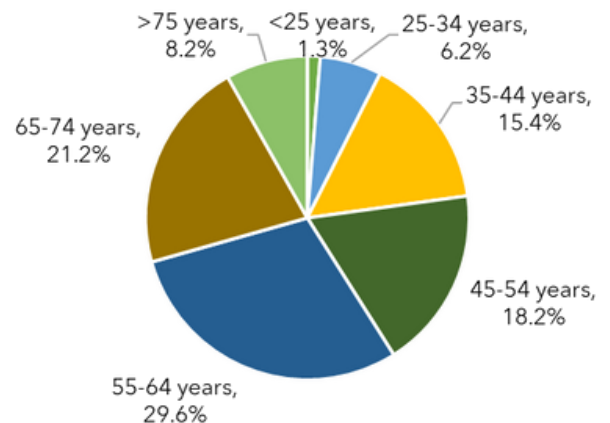
### Farms with direct sales sell a variety of products (top four)



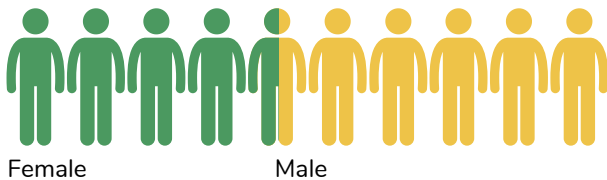
### Most farms are more than 10 years old



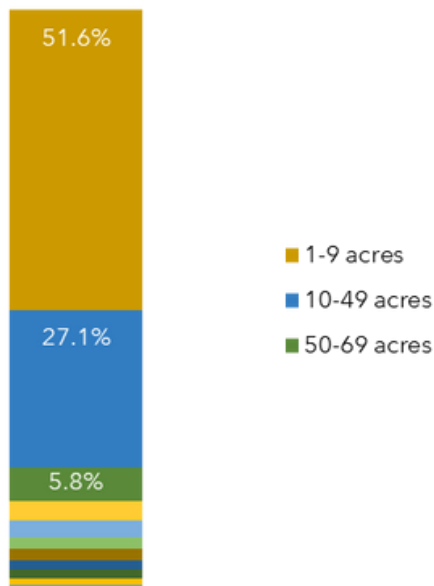
### The largest proportion of farmers are 55-64 years old



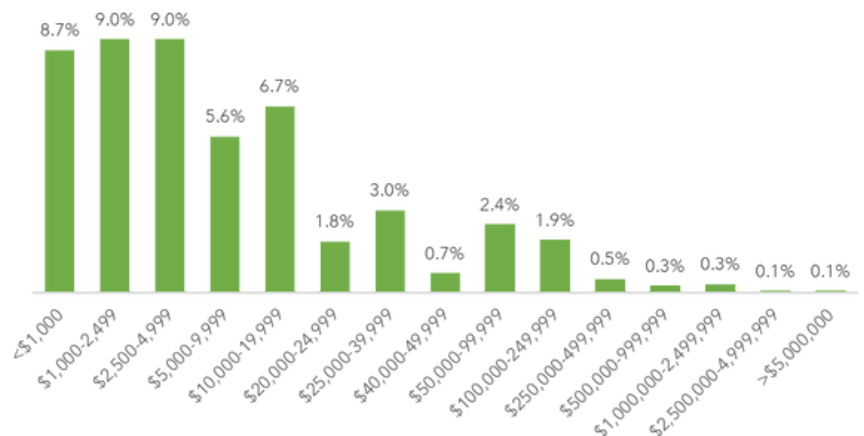
### 45.5% of operators are female



### 78.8% of farms are less than 50 acres in size



### 32.3% of farms make less than \$10,000 annually from direct sales



# Arizona

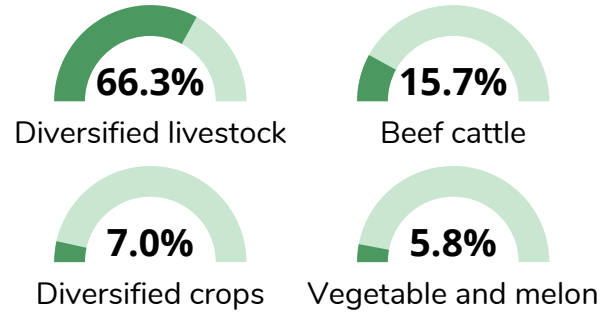
## 172 Farms with only Agritourism



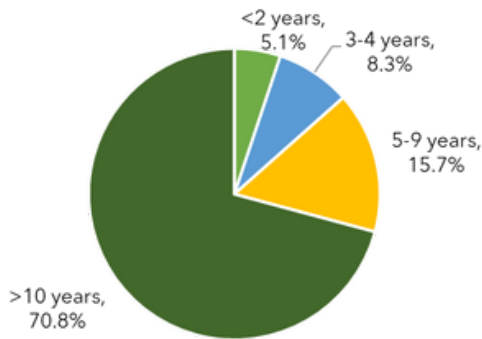
### Most operators are full owners



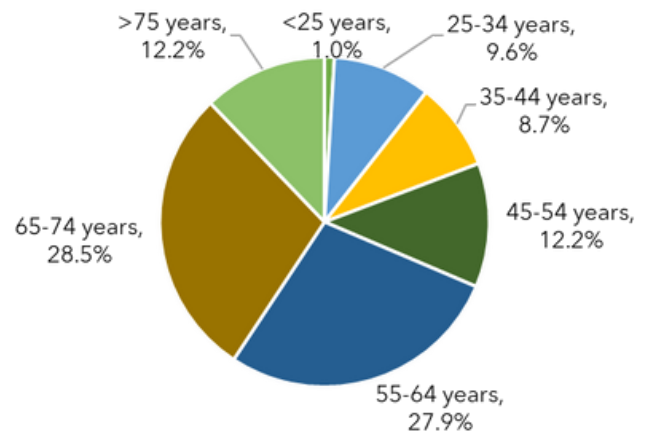
### Farms with direct sales sell a variety of products (top four)



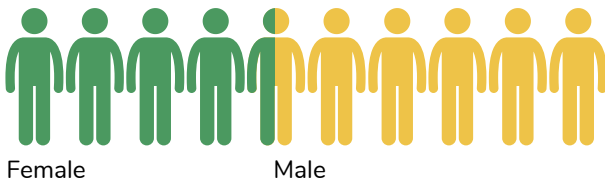
### Most farms are more than 10 years old



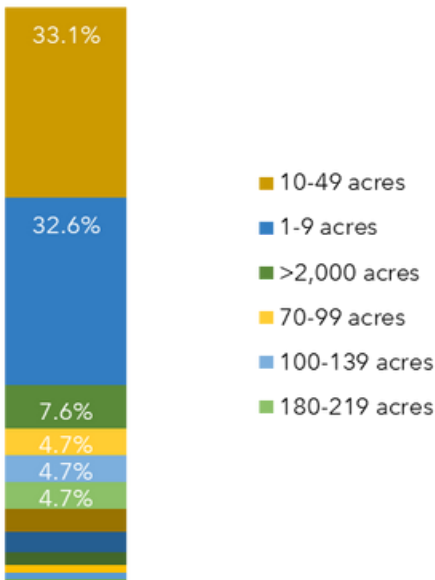
### The largest proportion of farmers are 65-74 years old



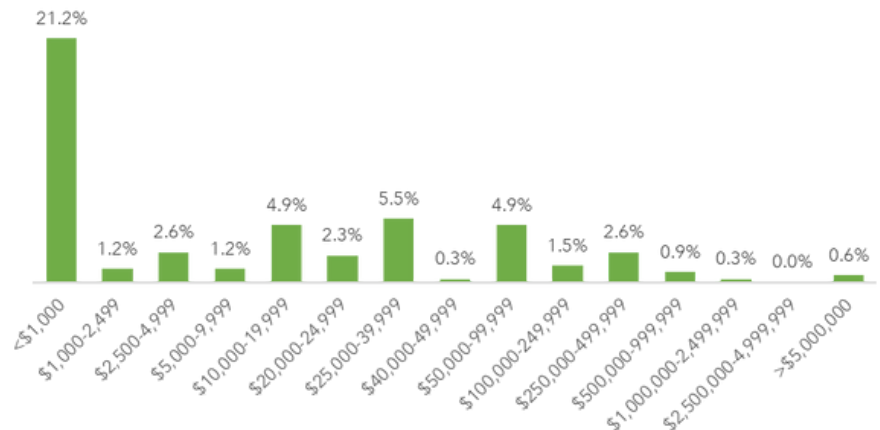
### 44.6% of operators are female



### 65.7% of farms are less than 50 acres in size



### 26.2% of farms make less than \$10,000 annually from only agritourism



# Arizona

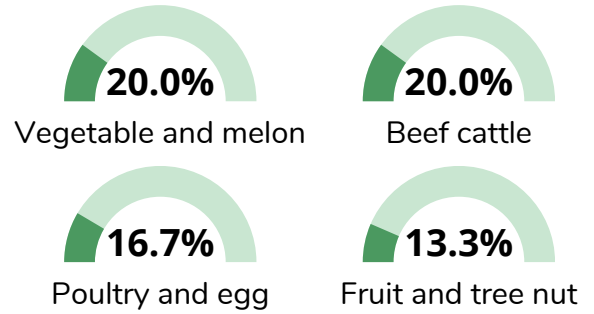
## 30 Farms with both Direct Sales and Agritourism



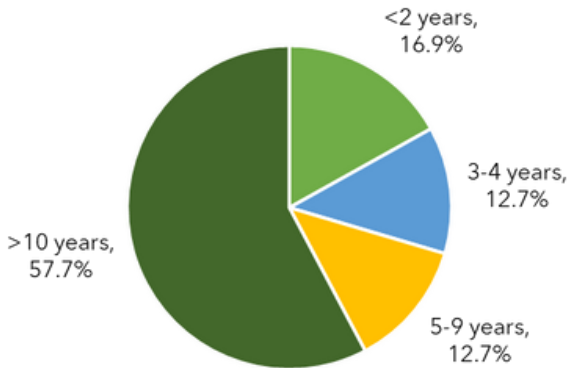
### Most operators are full owners



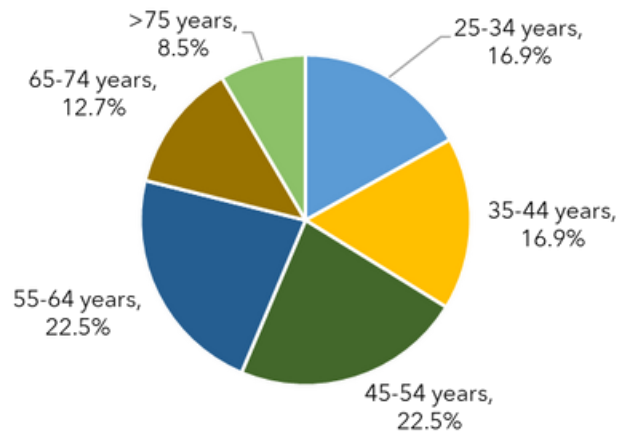
### Farms with direct sales sell a variety of products (top four)



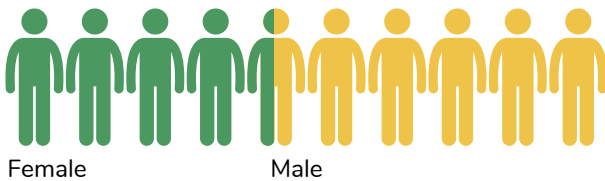
### Most farms are more than 10 years old



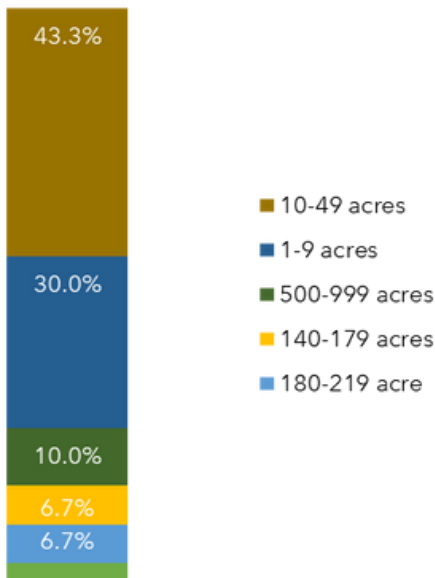
### The largest proportion of farmers are 45-64 years old



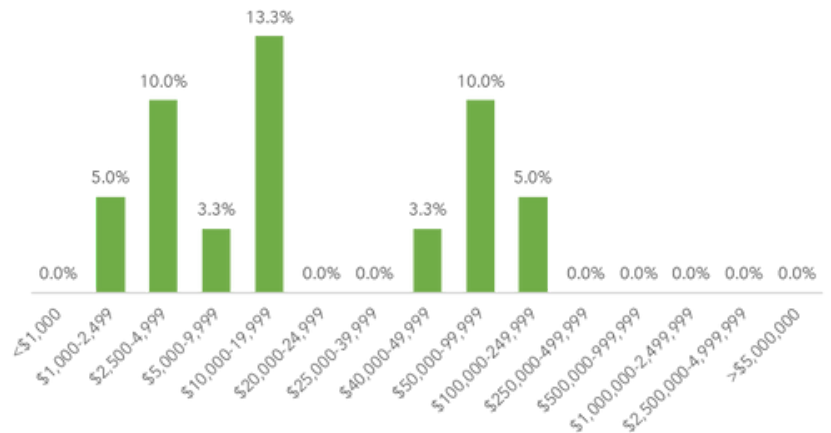
### 43.7% of operators are female



### 73.3% of farms are less than 50 acres in size



### 18.3% of farms make less than \$10,000 annually from both agritourism and direct sales



# Agritourism in Arizona



This work was supported in part by the United States Department of Agriculture, National Institute of Food and Agriculture (NIFA) under project # 2020-68006-31683. Partial funding is provided by the Agricultural Marketing Resource Center (AgMRC), located at Iowa State University, [www.agmrc.org](http://www.agmrc.org). AgMRC is a national website dedicated to providing information to producers and service providers on value-added agriculture businesses. This material is based upon work supported by the National Science Foundation under Grant No. 2122374. This work is also supported in part by the Pennsylvania State University and NIFA Multistate/Regional Research and Extension Appropriations under Project #NE2249.



**PennState**



*The*  
**UNIVERSITY**  
*of* **VERMONT**



**OKLAHOMA STATE**  
UNIVERSITY