

*Economic Contribution of Maine's Food Industry Entrepreneurs**

Todd M. Gabe
Professor of Economics
University of Maine

James C. McConnon, Jr.
Extension Specialist and
Professor of Economics
University of Maine

Richard Kersbergen
Extension Professor
University of Maine

* Most of the information in this presentation was published by the Margaret Chase Smith Policy Center in the winter/spring issue of the Maine Policy Review and can be found at: <http://mcspolicycenter.umaine.edu/>.

Overview

- *Maine Policy Review* - Food Issue
- Food Industry Linkages
- Economic Contribution Estimates
- Data Sources
- Discussion Questions

Maine Policy Review

Special Issue: Food

- Introduction
- Farming
- Fishing
- Good Food For All
- Environment, Resources and Food Safety
- Investing in Maine's Food System
- Regional and Local Approaches

Economic Contribution of Maine's Food Industry

Maine's Food Industry

```
graph TD; A[Maine's Food Industry] --> B[Food Makers]; A --> C[Food Sellers];
```

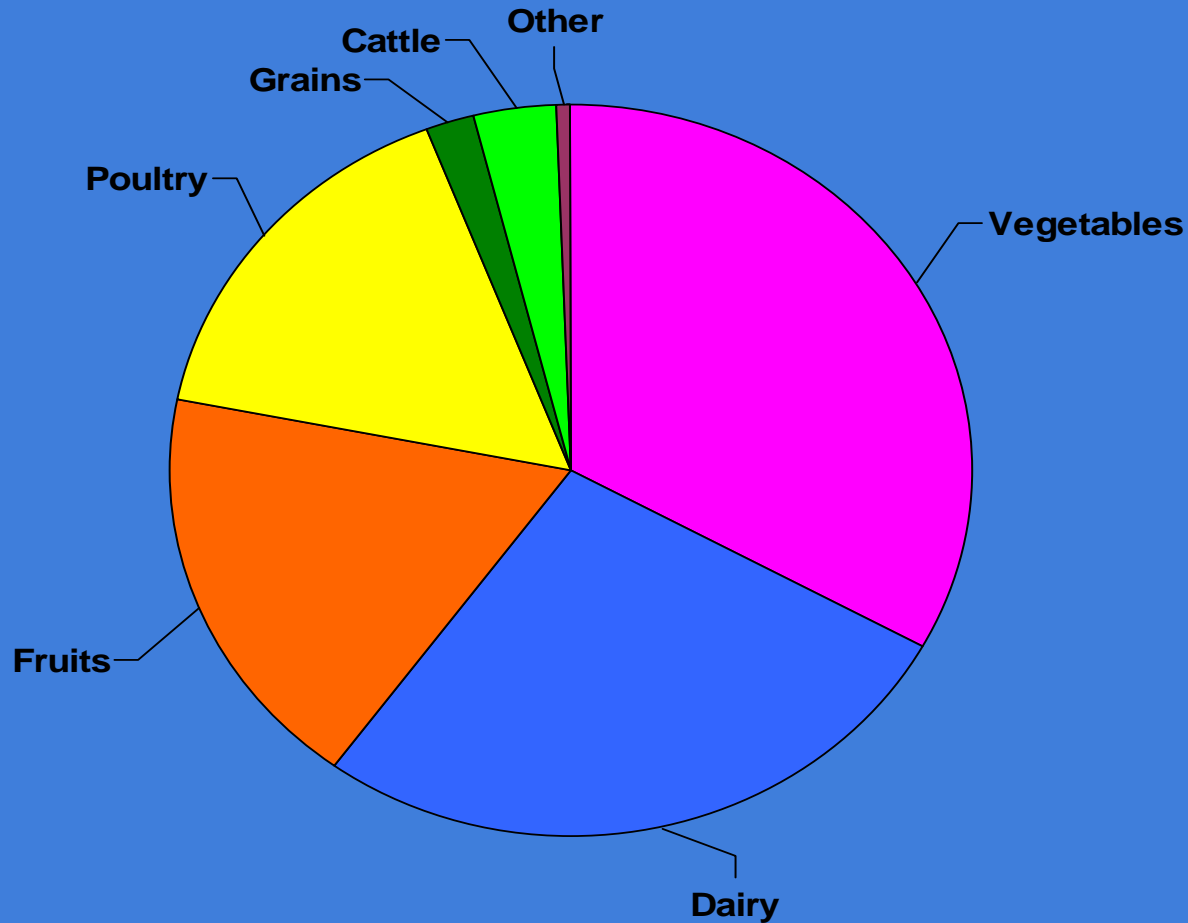
Food Makers

- Farmers
- Fish Harvesters
- Food Processors

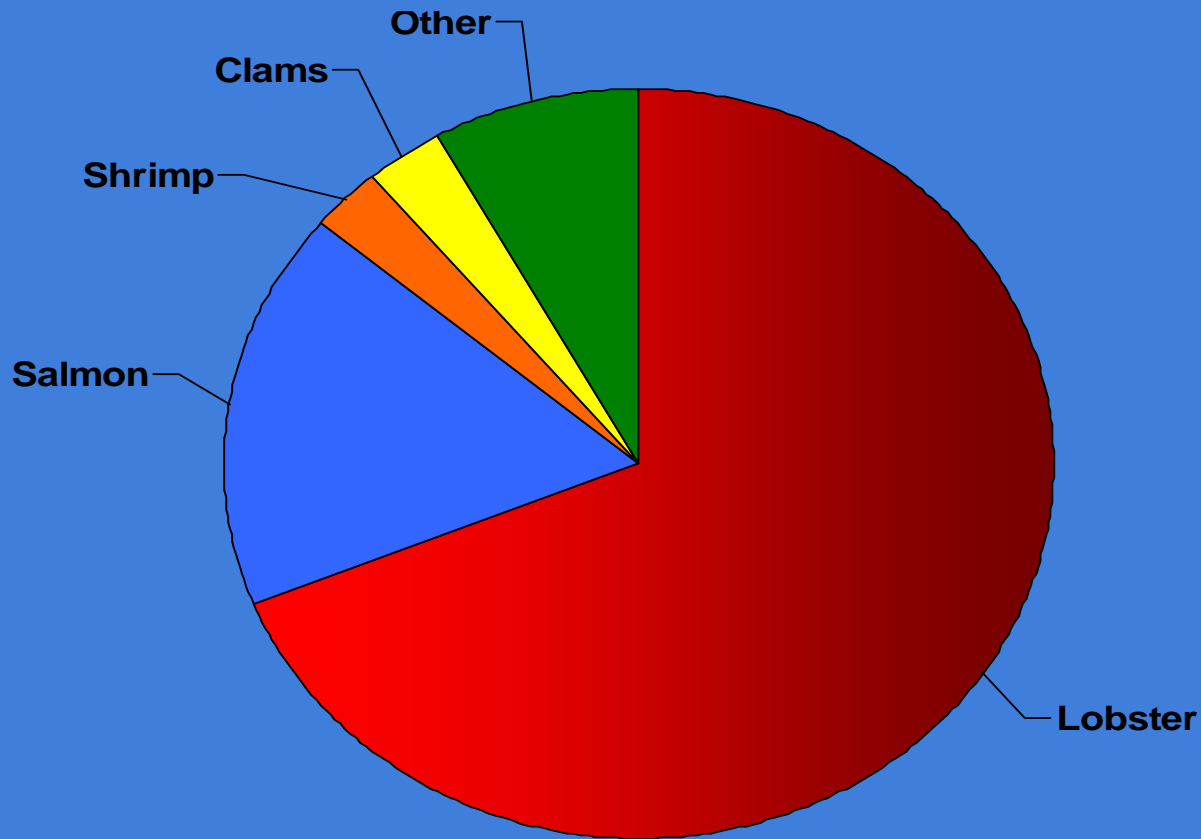
Food Sellers

- Grocery Stores
- Restaurants

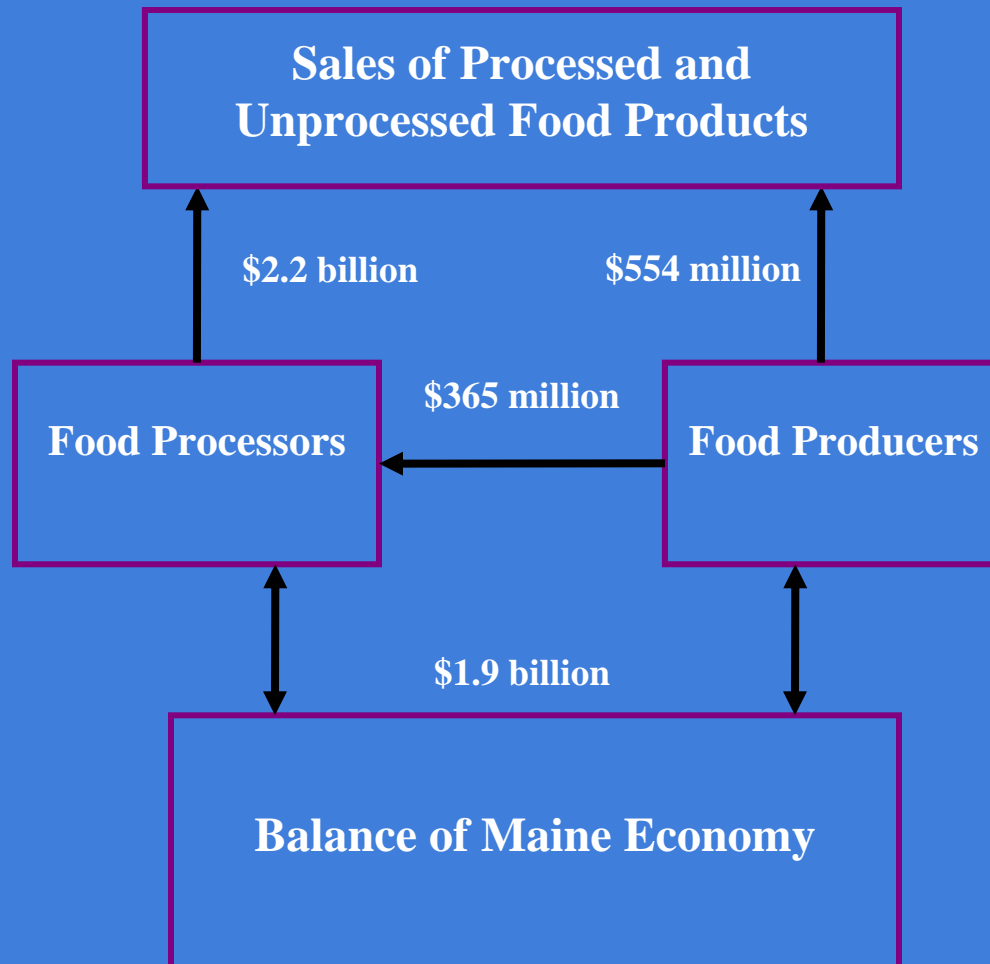
Value of Food Agricultural Sales in Maine *(\$470,151,000)*



Value of Fisheries Landings in Maine *(\$448,734,076)*



Linkages Among Maine's Food Makers



Economic Contribution of Maine's Food Makers

	Direct Impact	Multiplier Effects	Total Impact	Multiplier
Sales Revenue	\$2,754,420,900	\$2,269,488,543	\$5,023,909,443	1.82
Employment	17,057	20,513	37,569	2.20
Labor Income	\$465,587,635	\$629,118,897	\$1,094,706,532	2.35

Note: Multiplier effects estimated using the Maine IMPLAN model.

Economic Contribution of Maine's Grocery Stores

	Direct Impact	Multiplier Effects	Total Impact	Multiplier
Sales Revenue	\$2,955,003,000	\$521,560,146	\$3,476,563,146	1.18
Employment	18,715	4,854	23,569	1.26
Labor Income	\$483,142,794	\$177,415,592	\$660,558,386	1.37

Note: Multiplier effects estimated using the Maine IMPLAN model.

Economic Contribution of Maine's Restaurants

	Direct Impact	Multiplier Effects	Total Impact	Multiplier
Sales Revenue	\$1,936,869,000	\$1,333,986,881	\$3,270,855,881	1.69
Employment	43,062	11,184	54,246	1.26
Labor Income	\$804,095,810	\$417,197,533	\$1,221,293,343	1.52

Note: Multiplier effects estimated using the Maine IMPLAN model.

Economic Contribution of Maine's Food Industry

	Direct Impact	Multiplier Effects	Total Impact	Multiplier
Sales Revenue	\$7,460,376,261	\$4,029,367,685	\$11,489,743,946	1.54
Employment	77,857	34,817	112,674	1.45
Labor Income	\$1,728,725,371	\$1,396,853,262	\$3,125,578,633	1.81

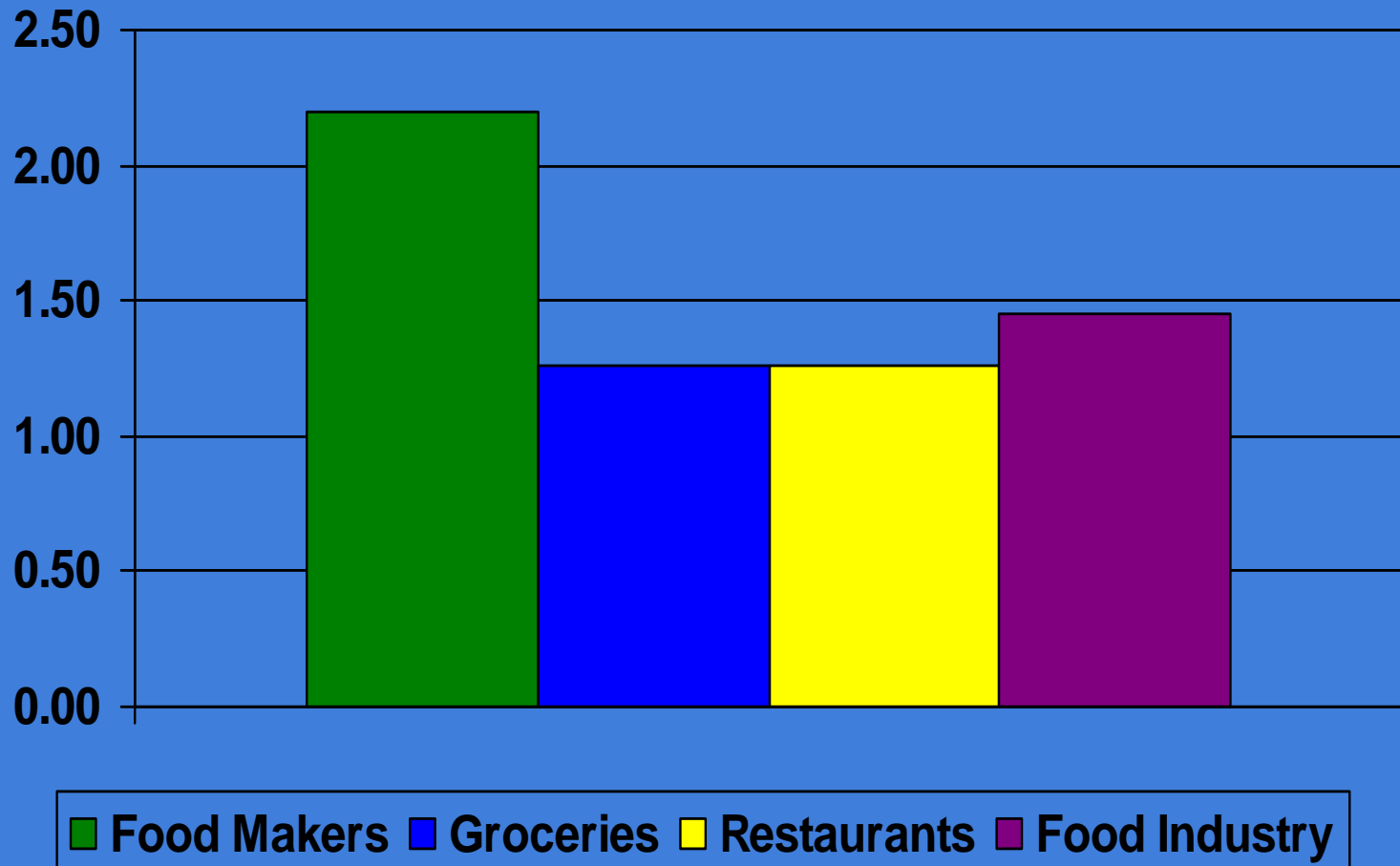
Note: Multiplier effects estimated using the Maine IMPLAN model.

Total Sales Revenue Impact by Sector



Total Impact Employment Multiplier by Sector

Employment Multiplier



Key Data Sources

- U.S. Agricultural Census
- Maine IMPLAN Model
- U.S. Bureau of Economic Analysis
- NOAA Fisheries Service
- Maine Department of Marine Resources
- U.S. Census of Retail
- Maine Revenue Services

Discussion Questions

- What are your thoughts about how we defined the food industry in our study?
- Is this research relevant to the work you are doing in your state?
- What format(s) would you suggest for disseminating this kind of information?
- What additional research needs to be done on this important topic?

For More Information Contact:

James C. McConnon, Jr.

101A Libby Hall

University of Maine

mccannon@maine.edu

www.umaine.edu/soe