



**Where Rural Pa Youth Want to Live as  
Adults and Why: Findings from the Rural  
Youth Education Project (RYE)**

**Funded by  
National Research Initiative grant from  
USDA/CSREES (#2007-35401-1773), and The Center for Rural  
Pennsylvania, an agency of the Pennsylvania Legislature,**

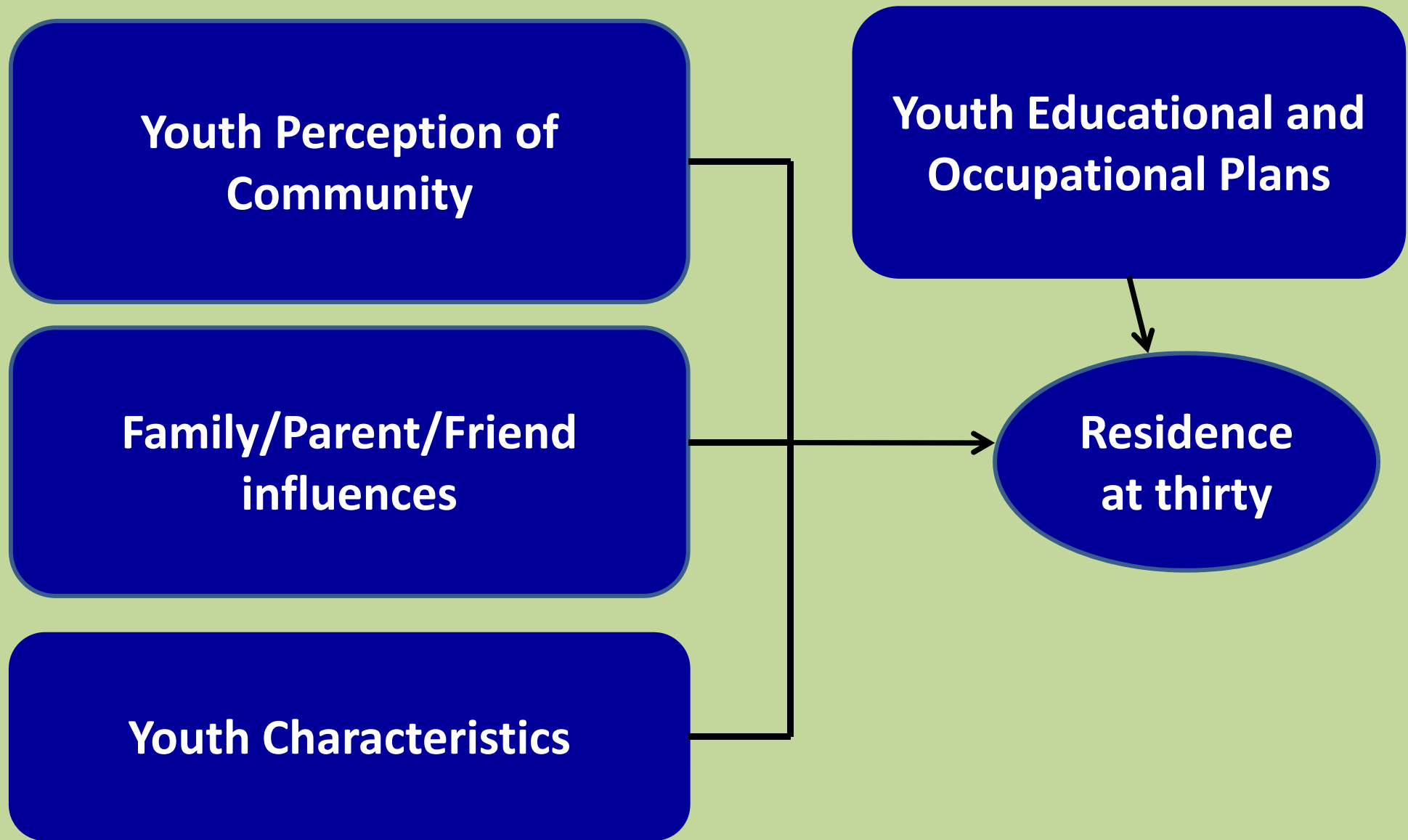


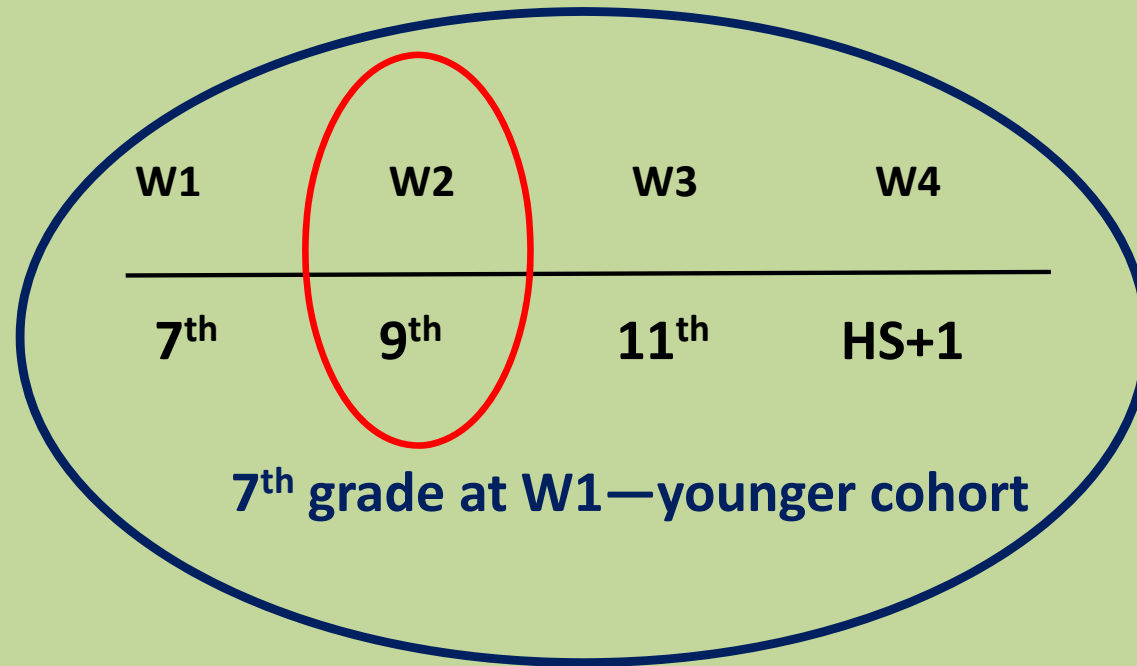
# Why do youth leave/stay in rural areas?

- **Must leave to achieve goals**
- **Prefer a different setting**
- **Be near their parents and friends**
- **Feel welcome and safe**
- **Prefer a small town**
- **Prefer a rural natural environment**
- **Don't see opportunities elsewhere or have resources to leave**



# Factors Affecting Youth Residential Aspirations—simple conceptual model

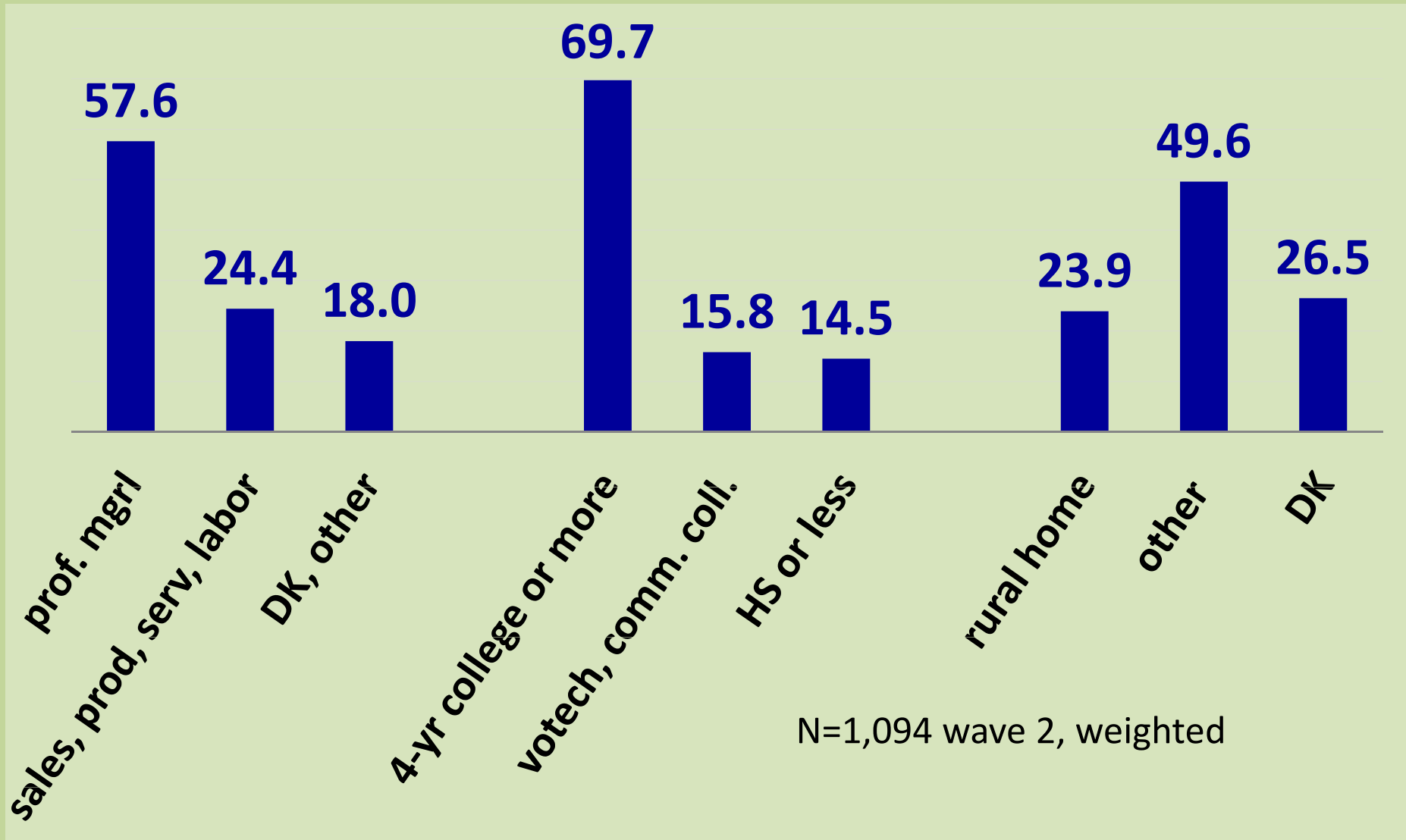




**This analysis uses data for the Younger Cohort in Wave 2 (9<sup>th</sup> grade). There were 1,094 respondents in 9<sup>th</sup> grade.**



# What are youth occupational, educational and residential aspirations in 9<sup>th</sup> grade (percent)?





## What community factors are associated with residential aspirations? (from full model)

Rural home area is comparison		Other than rural home	Don't know
<b>Satisfaction with current community characteristics</b>			
	Stores, opportunities & cohesion	<b>.83*</b>	.96
	Clean, accessible environment	.99	<b>.83*</b>
	Access to information & technology	1.06	.94
<b>Importance of characteristics in selecting community in which to live at age 30</b>			
	Good opportunities, services and interaction	<b>1.24*</b>	<b>1.34*</b>
	Creative class	<b>1.21*</b>	<b>1.24*</b>
	Clean and accessible environment	<b>.62***</b>	<b>.83^</b>

Relative risk ratios reported



## What other factors are associated with residential aspirations—full model (cont.)?

Rural home area is comparison	Other than rural home	Don't know
Enough jobs in the area for those who want them	<b>.50***</b>	.76
Move away to get job I want	<b>3.97***</b>	<b>1.64*</b>
Move away to get education I want	<b>1.69**</b>	<b>1.67**</b>
Wants to get BA or more	<b>1.68*</b>	<b>1.91*</b>
Discuss residential plans with Mom	<b>1.54^</b>	.69
Important to live close to parents	<b>.32***</b>	<b>.51**</b>
Important to live close to friends	.78	<b>.48***</b>
Like living in current community	<b>.61*</b>	<b>1.52***</b>

Relative risk ratios reported for significant relationships.

## So what does all of this mean?

Residential aspirations in 9<sup>th</sup> grade for place to live at age 30 are influenced by....

### – Satisfaction with current community (STAY)

- If satisfied with ‘stores, opps & cohesion’ less likely to say another place vs. rural PA
- If satisfied with ‘Clean environment’ less likely to say DK

### – Important for community age 30 (MIX)

- “Good opps, services & interaction” and “Creative Class” — LESS LIKELY to select rural PA (LEAVE)
- “Clean and accessible environment” — MORE LIKELY to identify rural PA (STAY)

### – Likes community (STAY, DK)







## So what does all of this mean (cont)?

Residential aspirations in 9<sup>th</sup> grade for place to live at age 30 are influenced by....

- **Agree enough jobs for those who want them (STAY)**
  - Less likely to want another place vs. rural PA
- **Need to move to get education wanted (LEAVE, DK)**
  - Less likely to choose rural PA; more likely DK
- **Need to move to get job wanted (LEAVE, DK)**
  - Four times more likely to select another place, 1.64 times more likely to select Don't know than rural PA



## So what does all of this mean?

**Residential aspirations in 9<sup>th</sup> grade for place to live at age 30 are influenced by....**

- Youth's educational aspirations for a BA or more (LEAVE, DK)**
  - Less likely to want rural PA; more likely DK
- Important to live close to parents (STAY)**
  - More likely to want rural PA
- Important to live close to friends (DK)**
  - More likely to not know compared to rural PA

- **Those youth (26.5%) who are uncertain about where they want to live provide real opportunity for communities to encourage them to stay**
- **Communities must invest in those youth who want to stay (23.9%), these are the future**
- **Combined these are half of the youth in the Rural Youth Education sample.**



## When asked about Future Residential Plans in Wave 3....

### Percentage who Strongly Agree or Agree that.....by Residential Aspirations in Wave 3

	Rural home area (23.9%)	Not rural home area (49.6%)	Don't know (26.5%)
I would stay in this area if I could get the job I want***	88.5	49.5	70.9
I want to move away for a while, but move back when I have a family***	38.0	39.8	55.2
I would be more likely to stay if starting my own business were an option***	59.1	33.4	49.1

\*\*\* Responses by residential aspirations are statistically different